

1.70 Using 'are' and 'have'

Topic: Animals

Subtopic: Describing animals

Activity type/skill: Classifying and describing

Literacy focus: Writing

Genre: Information reports

Objective

- Write sentences classifying and describing animals using 'are' and 'have'.

What you need

- Student worksheet (see next page)

What to do

1. Remind students that we use the verb 'have' to link the names of animals and their parts.
2. Look at the examples at the top of the student worksheet and how the verb 'have' links the name of the animal (or pronoun) with the parts.
3. Have students write the classifications and descriptions of what the animals look like using the labels and verbs to help them. Remind them that tuatua and takahē are Māori words so do not take a plural 's'.

Extending the activity

- Write about more animals.

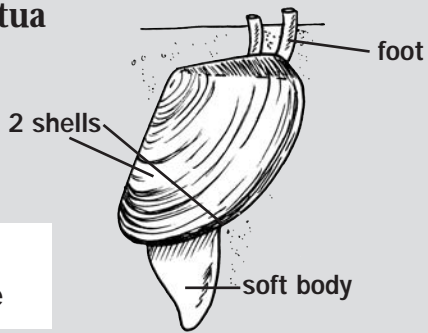
Activity seventy

What do they look like?

Snails have shells with a spiral mark.

They have two pairs of tentacles.

Tuatua



are
have

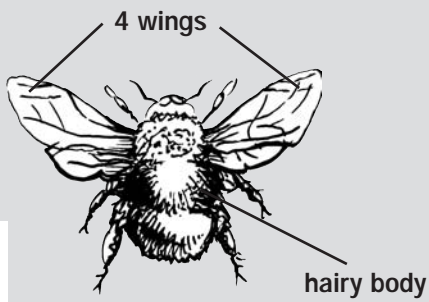
Tuatua are shellfish.

They have two shells.

They have a foot.


They have a soft body.

Bees



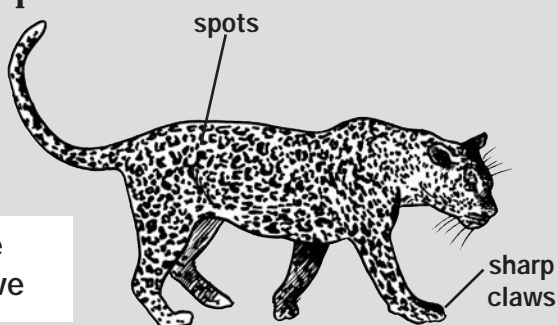
are
have

Takahe



are
have

Leopards



are
have
