

1.38 Introducing insects

Topic: Animals
Subtopic: Insects
Activity type/skill: Orientation
Literacy focus: Vocabulary

Objective

- Provide orientation to the subtopic.
- Make links to prior knowledge.
- Link to the science curriculum.

What you need

- Student worksheet (see next page)
- [Audio track 1.38a](#)
- [Audio track 1.38b](#)
- [Audio track 1.38c](#)

What to do

1. Discuss insects in general – how the students feel about them, insects in their countries, personal experiences.
2. Look at the first page of the student worksheet and practise saying the names of the insect parts.
3. Play track 1.38a (Track 13 for this topic). Have students listen to the text.
4. Talk about the text.
5. Have the students listen to the text again and read it.
6. Look at the second page of the student worksheet and introduce life cycles.
7. Play track 1.38b (Track 14 for this topic) and have students follow the two insect life cycles shown.
8. Discuss the processes and explain and define the science vocabulary: adult, hatch, moult, larva, pupa (or chrysalis).
9. Read the page together. Try to draw out any other information the students may have about insects.
10. Look at the third page of the student worksheet. Play track 1.38c (Track 15 for this topic) and have students listen and read. Discuss.

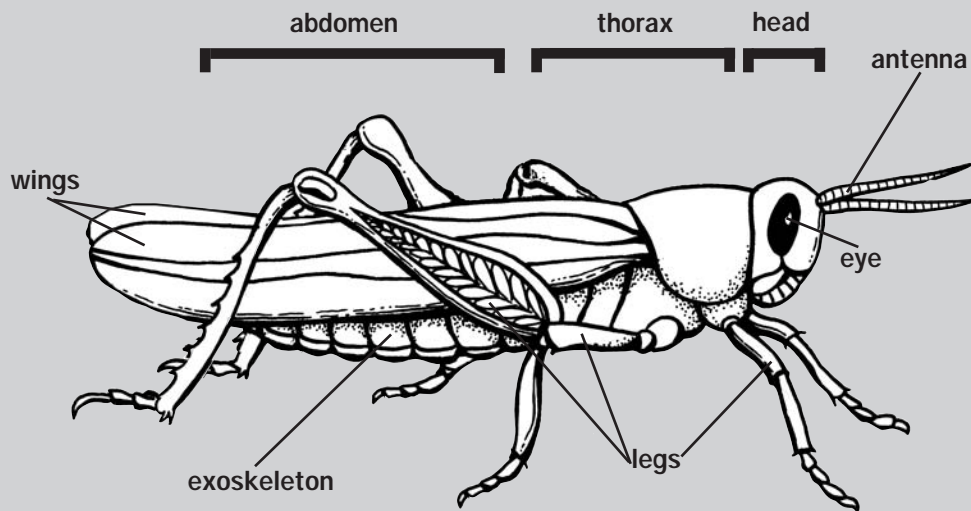
Extending the activity

- Find more pictures of insects to talk about in books and on websites (for example, www.earthlife.net/insects).



Track 13

Insects



There are three parts to an insect's body.

It has

a **head**

a **thorax**

and an **abdomen**.

It has a hard **exoskeleton** on the outside.

This protects the soft parts of its body.

It has two **antennae** and two **eyes** on its head.

It uses its **antennae** to smell, feel and touch.

It uses its **eyes** to see.

Most insects can hear. They have hearing organs in many places.

Some insects have "**ears**" on their legs!

It has four **wings** (two pairs) and six **legs** (three pairs) joined to its thorax.

It uses its wings to fly and its legs to walk and run.

It has breathing holes on the sides of its thorax and abdomen. It does not have lungs.

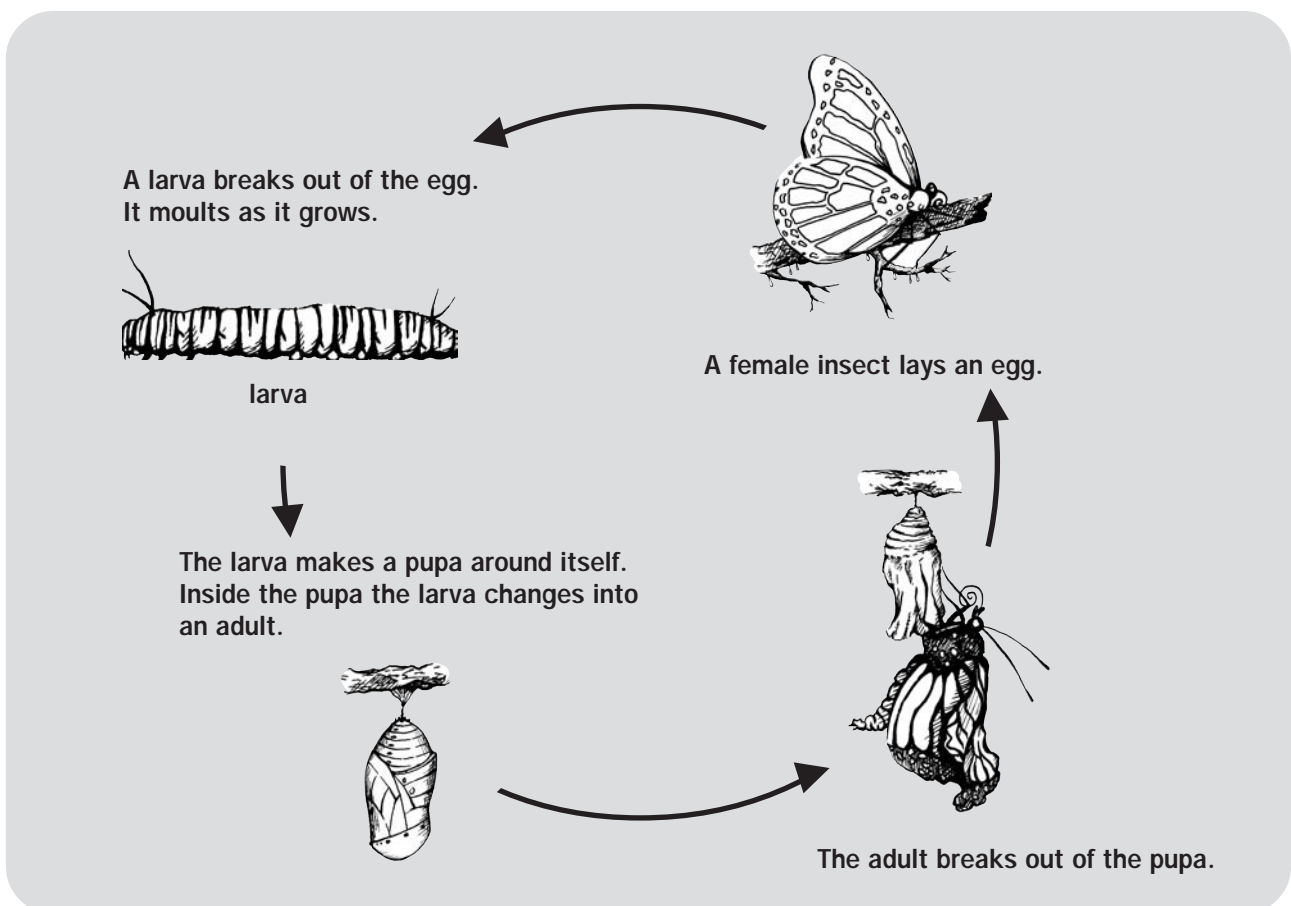
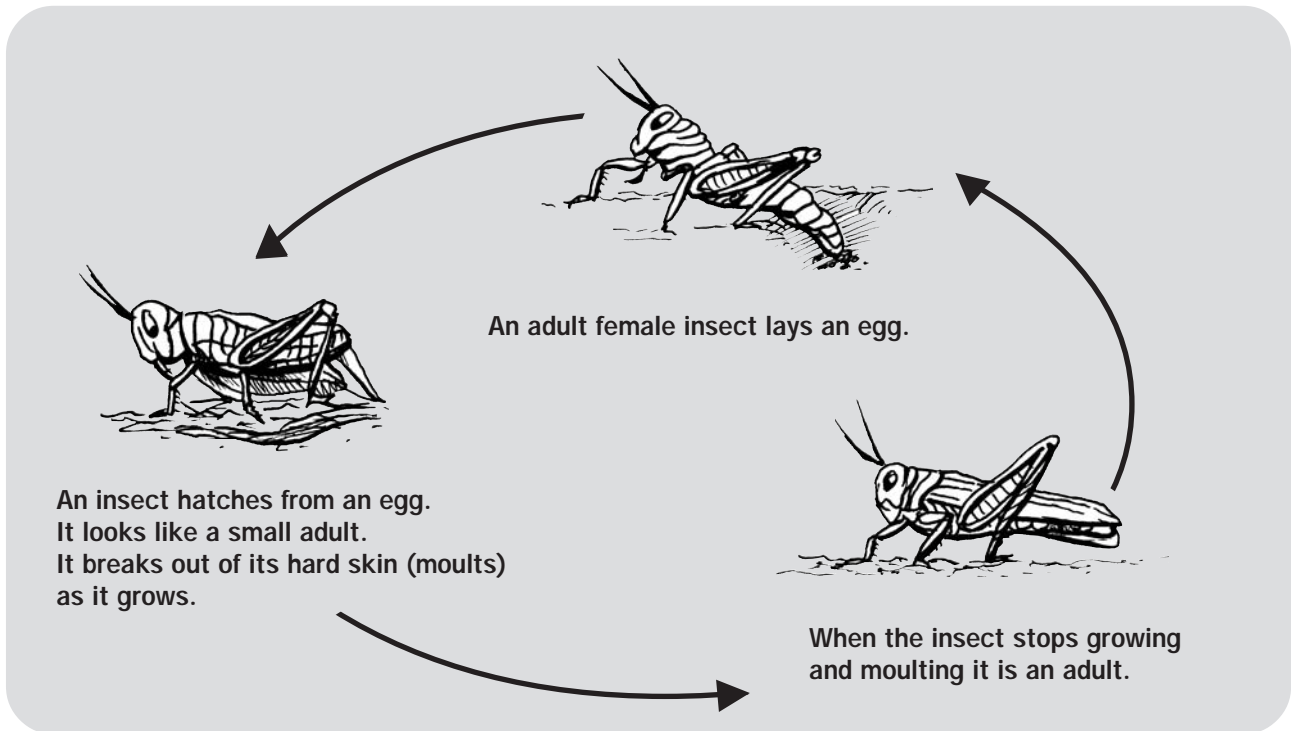
It has cold blood.

Activity thirty-eight



Track 14

Insects develop and grow in two ways






Track 15


Did you know this?

Some people think there are about 10 million, million insects in the world.
There are about 20,000 different kinds of insects in New Zealand.



There are some very heavy insects.
One of the heaviest insects in the world
lives in New Zealand. Do you know
what it is called?

Some insects are beautiful colours.
Can you think of any?
What colour are they?



Colour this butterfly.

Did you know some insects can sing?
They usually make sounds by rubbing one part of
their body against another part. Some have
special sound-making parts on their abdomens.



Insects see the world differently from us.
They can see colours and movement, but they can't
see shapes.

Insects eat many different kinds of food.
Many eat the leaves of plants and others suck
nectar from plants. Some insects feed on other
animals. These insects are called parasites.

Some parasites are a danger to humans.
They carry diseases. Mosquitoes carry malaria and
some fleas carry the plague.

