

## 2.22 Pronouncing target vocabulary – lines

**Topic:** Shapes

**Subtopic:** Lines

**Activity type/skill:** Pronunciation

**Literacy focus:** Vocabulary

### Objective

- Pronouncing words.
- Identifying the sound of words.

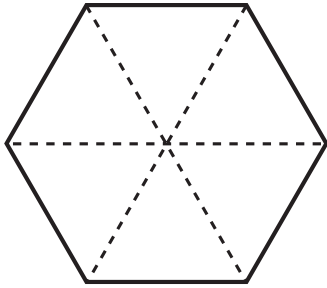
### What you need

- Student worksheet (see next page)
- [Shapes vocab cards](#)

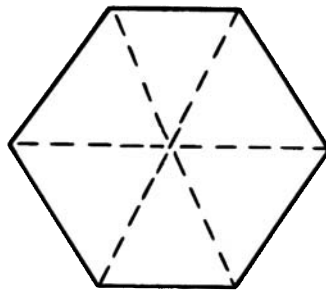
### What to do

1. Have students look at the words at the bottom of the worksheet or the shapes vocab card.
2. Say the words and ask students to circle them.
3. Say the words and ask students to repeat them.
4. Tap out the rhythm of words.
5. Point to words at random and ask students to say them.
6. Have students point to words for other students to say.

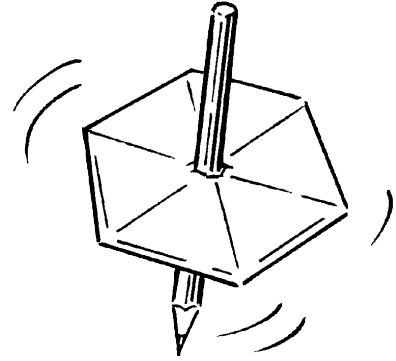
## Activity twenty-one



Cut out a piece of cardboard in the shape of a hexagon with six equal sides.



Divide it into six equal parts and write a letter in each.



Push a pencil through the middle. Your spinner is ready to use.

How many words did you think of? \_\_\_\_\_

## Activity twenty-two

always

below

bend

change

circle

copy

direction

distance

divide

edge

equal

flat

leave

main

piece

show

sign

straight

surface

take