

4.21 Introducing time

Topic: Measurement

Subtopic: Time

Activity type/skill: Orientation

Literacy focus: Vocabulary

Objective

- Orientation to the subtopic.
- Make links with and value prior experience and knowledge.
- Link to the mathematics curriculum.

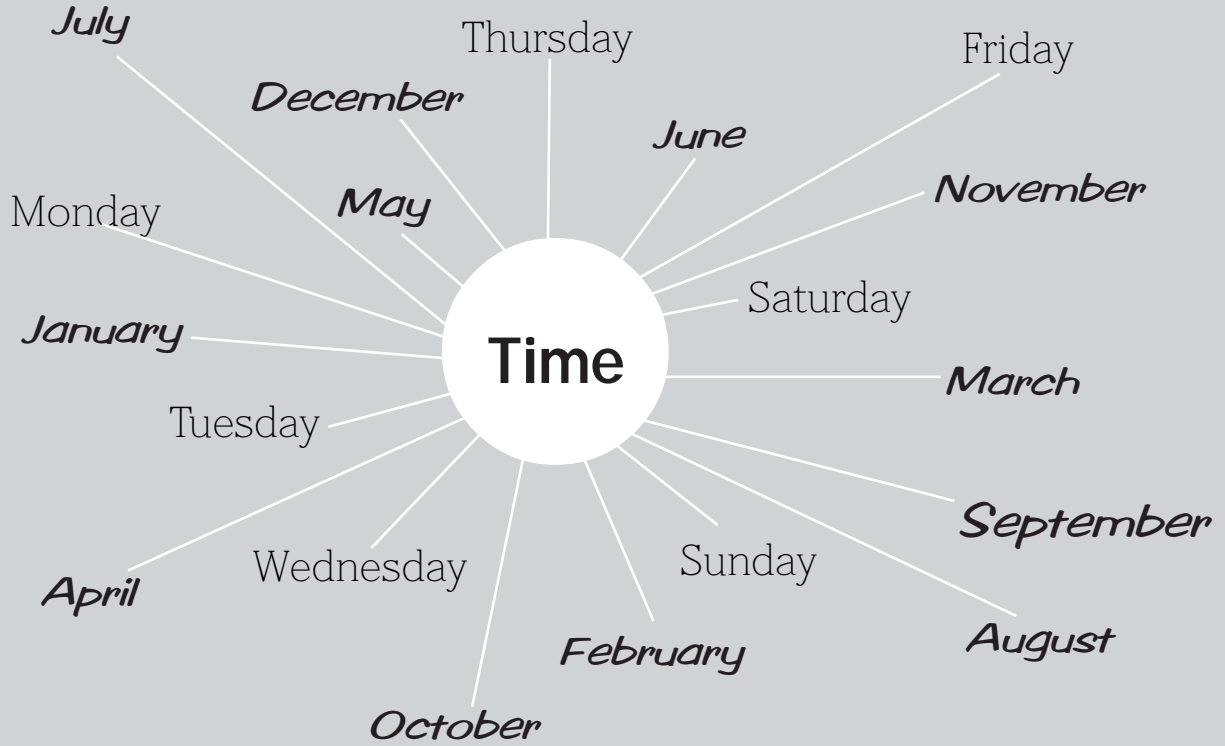
What you need

- Student worksheet (see next page)
- [Audio track 4.21](#)


What to do

1. Look at the pictures on the first page of the student worksheet and ask students to guess what is being measured, why it is being measured and how it is being measured (What measuring instrument? What scale of measurement?)
2. Ask each of the questions in turn and record the students' responses in diagram form on the board.
3. Look at the second and third pages of the student worksheet and play track 4.21 (Track 6 for this topic).
4. Ask the students to read through the lists and tick the words they already know. Reassure them that, although the lists are long, the concepts are familiar.
5. Discuss each list of words separately. Talk about the meaning of each word and ask them to teach you how to say the equivalent word in their language. Have students write the equivalent word from their language on the lines. They should check that they have chosen the right word. They can do this by checking with students from the same background and/or using a dictionary or electronic translator.
6. Ask them to explain the meaning of some of the expressions. For example, the word for dawn in some languages means 'first light'. Do they have any additional expressions that are commonly used?
7. Have students listen to the track again and pronounce the words after the speaker. Break up the meaning of the compound words (after-noon, mid-night and so on.)

Why do we measure time? When do we measure time?




How do we measure time?



Activity twenty-one



Track 6



1	2	3
clock _____	second _____	Monday _____
	minute _____	Tuesday _____
watch _____	hour _____	Wednesday _____
calendar _____	day _____	Thursday _____
	week _____	Friday _____
time _____	month _____	Saturday _____
date _____	year _____	Sunday _____

June

February

May

August

March

November

July

January

December

October

April

September

Activity twenty-one

Tuesday

Sunday

Wednesday

Monday

Thursday

Saturday

Friday

4

5

day _____

night _____

morning _____

afternoon _____

evening _____

noon _____

midday _____

midnight _____

yesterday _____

today _____

tomorrow _____

January _____

February _____

March _____

April _____

May _____

June _____

July _____

August _____

September _____

October _____

November _____

December _____

