









Text Structure and Language Features: Example 4

Text Structure - Procedure
Goal or aim

Materials/equipment

Steps to accomplish goal

<p>Note: This is an extended student response.</p> <p>TO FIND OUT WHAT HAPPENS TO THE TEMPERATURE OF WATER WHEN IT IS HEATED</p>		
<p>Equipment/apparatus:</p> <p>flask, mat, Bunsen burner, thermometer, tripod, water</p>	<p>1. Put mat on tripod</p> 	<p>2. Put Bunsen burner under tripod</p> 
<p>3. Turn on gas and light burner.</p> 	<p>4. Fill flask with water.</p> 	<p>5. Put flask on tripod.</p> 
<p>6. Put thermometer in flask.</p> 	<p>7. Measure temperature after 3 minutes.</p> 	<p>8. Measure temperature after 6 minutes.</p> 

Language Features

Use of nouns to name apparatus, e.g. flask, mat, Bunsen burner

Use of commands, e.g. put, turn on, fill, measure

Use of adverbial phrases, e.g. under tripod, with water, in flask, after 3 minutes

Use of action verbs, e.g. measure, fill, put

Use of sequencing system to order method, e.g. 1, 2, 3,