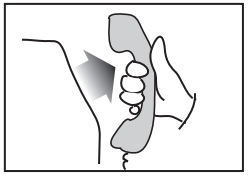
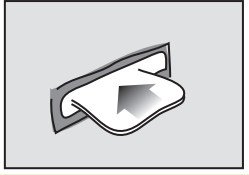

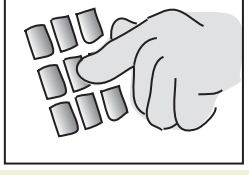



Text Structure and Language Features: Examples 1 and 2

Text Structure - Instructions

Goal or aim	Example 1 HOW TO USE A PHONE CARD	
Materials and equipment (optional)	1. Lift receiver.	
Steps to accomplish goal	2. Insert card.	
	3. Listen for dial tone.	
	4. Dial number.	
	5. Talk.	

Language Features

Use of nouns and noun groups, e.g. card, dial tone





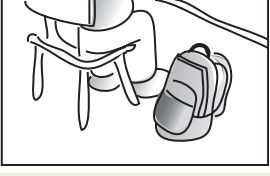
Use of commands, e.g. listen, talk, lift

Use of adverbial phrases, e.g. for dial tone

Use of action verbs, e.g. insert, lift, dial

Use of sequencing system to order method, e.g. 1, 2, 3

Text Structure - Instructions

Goal or aim	Example 2 HOW TO ENTER THE CLASSROOM	
Materials and equipment (optional)	1. Line up.	
Steps to accomplish goal	2. Walk in quietly.	
	3. Sit down quietly.	
	4. Take out your books and pens.	
	5. Put your bag on the floor.	

Language Features

Use of nouns, e.g. books, pens

Use of commands, e.g. line up, walk, sit down

Use of adverbs to say how to carry out the action, e.g. quietly

Use of action verbs, e.g. sit down, walk

Use of sequencing system to order method, e.g. 1, 2, 3